



USER GUIDE

KILIMALL AFFILIATE PROGRAM

AFFILIATE PROGRAM TEAM
KILIMALL | 2017-11-17

Kilimall Affiliate Program

Introduction	1
How does the program work?	2
1. Introduction of the system	2
2.Principle of Affiliate Link	2
3.How to get the Affiliate Link.....	4
4. How to display the Affiliate Link	6
Commission / Payment Rules	8
Others	8

Introduction

Welcome to the Kilimall Affiliate Program user guide. The Kilimall affiliate program is a special program that allows people to share the affiliate link containing product information and get the commission if the customer successfully buy the products. You can make profit on Sales on Kilimall website.

- Kenya Campaign: <https://www.kilimall.co.ke/>
- Uganda Campaign : <https://www.kilimall.co.ug/>
- Nigeria Campaign : <https://www.kilimall.ng/>

How does the program work?

1. Introduction of the system

Kilimall Affiliate System helps the affiliates get the link and view the report which includes payment details, daily reports, commission details etc.

2. Principle of Affiliate Link

Once a conversion directed from your asset and an order is completed, your revenue commission is reflected in the platform and the cumulative revenue is paid out at the middle of following month. The [cookie](#) duration period lasts only for 30 days from the first click.

3. How to get the Affiliate Link

When you login the [Kilimall Affiliate System](#), there are three (3) types of affiliate links in the system:

- a) General (Affiliate) Link: found in the main page of the system (photo1). The General Link displays the full link of Kilimall site

General Kenya Link: http://www.kilimall.co.ke/?refid='&utm_source=KMPAP&utm_medium=cps&utm_campaign=Kenya&a_id='&a_cid=de511d8c
General Nigeria Link: http://www.kilimall.ng/?refid='&utm_source=KMPAP&utm_medium=cps&utm_campaign=Nigeria&a_id='&a_cid=cd7f9faa
General Uganda Link: http://www.kilimall.co.ug/?refid='&utm_source=KMPAP&utm_medium=cps&utm_campaign=Uganda&a_id='&a_cid=8b6520d3

(Photo 1: General Affiliate Link)

- b) Banner Link: It's the Image Link and is located at the promotion. They display the image of new products, new promotion and product category.



(Photo 2: Banner sizes and position)


Process of getting the Banner Links

- Open the dashboard page
- Click on promotion
- Click on Banner Links
- Choose Campaign according to your respective country
- Select the banner size for your displayed position(photo2)

- Get the banner code under image (photo3)
- Copy & past banner code to your page(photo4)

Image banner

Banner name:	KE Electronic728x90	Campaign:	Kilimall Kenya
Target:	https://www.kilimall.co.ke/electronics-photos?refid='&utm_source=KMPAP&utm_medium=cps&utm_content=KEElectronic728x90&utm_campaign=General	Commissions:	KE3cAccesorries: 4 %, KEphone: 2 %, KEfashion: 8 %, KElaptops: 3 %, KEbeauty: 5 %



Get banner code Dynamic link

f p t G+

(Photo 3: get Banner code)

Hide banner code Dynamic link

f p t G+

```
src="//kilimall.postaffiliatepro.com/accounts/default1/564ubo4wg3/8ba31b36.gif" alt="" title="" width="320" height="50" />
```

Copy & Paste this code to your page to get the banner displayed

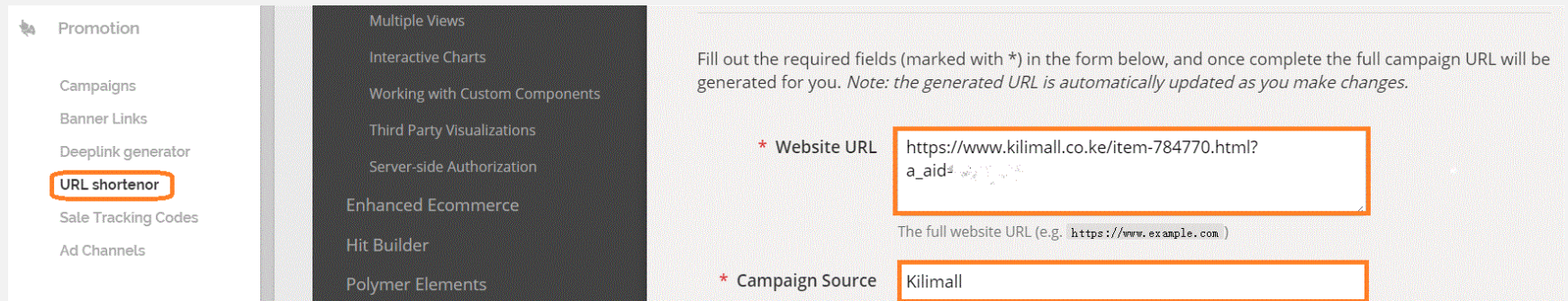
Advanced options

[Show XHTML version](#)

(Photo 4: copy& past Banner code)

NB: general affiliate link cannot be used in social media because of the length, affiliate link should be shorten as follows:

- Copy the related affiliate link
- Click the URL shortenor
- Past to the Website URL(photo6)
- Click on Convert URL to short link(photo7)
- Copy the shorten URL link
- Past in the chosen social media



Promotion

- Campaigns
- Banner Links
- Deeplink generator
- URL shortenor**
- Sale Tracking Codes
- Ad Channels

Multiple Views

- Interactive Charts
- Working with Custom Components
- Third Party Visualizations
- Server-side Authorization
- Enhanced Ecommerce
- Hit Builder
- Polymer Elements

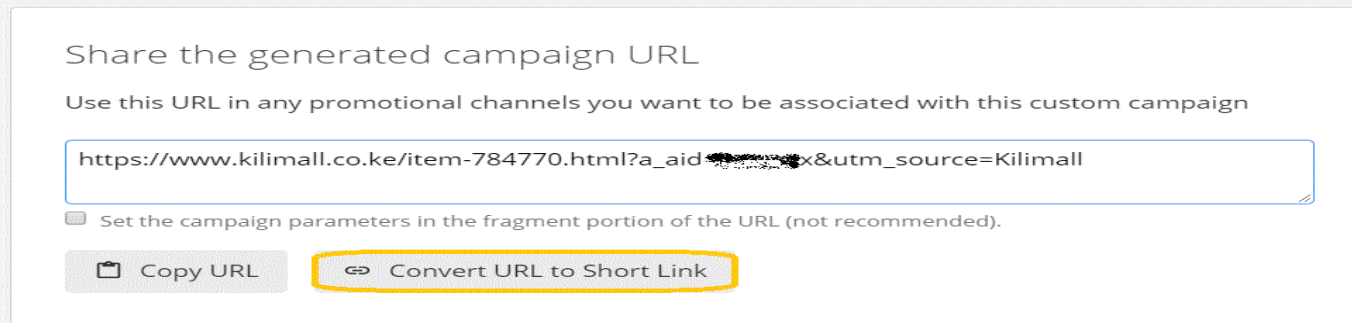
Fill out the required fields (marked with *) in the form below, and once complete the full campaign URL will be generated for you. *Note: the generated URL is automatically updated as you make changes.*

* Website URL

The full website URL (e.g. <https://www.example.com>)

* Campaign Source

(Photo 6: Input related Affiliate URL)



Share the generated campaign URL

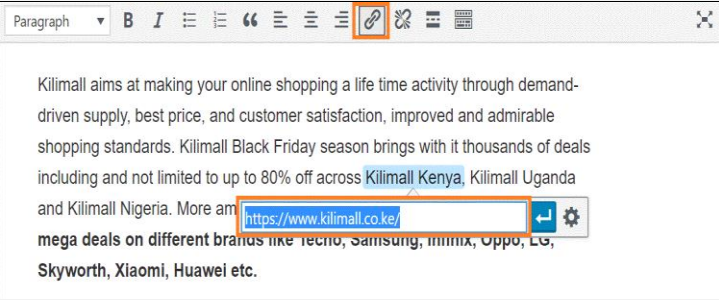
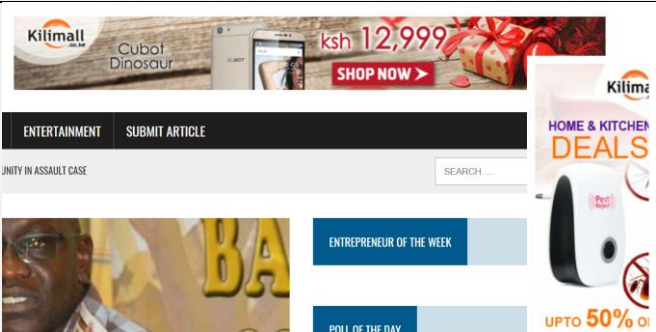


Use this URL in any promotional channels you want to be associated with this custom campaign

☐ Set the campaign parameters in the fragment portion of the URL (not recommended).

(Photo 7: Convert URL to short Link)

4. How to display the Affiliate Link (photo 8)

- Text → Attaching the text with hyperlink(affiliate link) in article
- Banner → Using the Image(banner code) in on your page
- Social Media → Using Facebook, Twitter, Instagram, Group chat etc.

 <p>Text Link</p>	 <p>Banner Link</p>
 <p>Facebook with shorten Affiliate Link</p>	 <p>Twitter with shorten Affiliate Link</p>

(Photo 8)

Commission / Payment Rules

The commission rate range from 2~8% of the product price, only the good received successfully can get the commission. You can check your commissions at the reports.

Kenya	Commission Rate	Uganda	Commission Rate	Nigeria	Commission Rate
KE3cAccesorries	4%	UG3cAccesorries	8%	NG3C+Home	2%
KE beauty	5%	UG beauty	4%	NG fashion	8%
KE fashion	8%	UG fashion	3%		
KE laptops	3%	UG laptops	2%		
KE phone	2%	UG phone	5%		

Definition of commission status:

- Pending: Order created, order paid, order dispatching
- Decline: order unpaid, order canceled, returned
- Approve: Good Received(Commission paid as per order)

Statue Refresh Time same with logistic time:

- FBK(fulfill by Kilimall) orders: 1-3 days
- DS(Dispatch locally) orders: 3-5 days
- Global Order: 20-25 days

Others

- Impressions: The number of displayed times of banner to a customer
- Clicks: The number of times a person clicked on your banner or unique link.
- Conversion: A customer made a transaction after clicking on your unique link.
- Order ID: The unique ID of the transaction made by a customer after clicking on your affiliate link.
- Status: The status of the commission, this will either be pending, approved or rejected.



THANK YOU

affiliateprogram@kilimall.com